






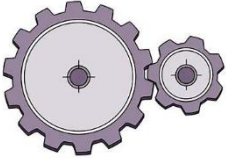









Ash Summer Term Overview 2025

Through the Summer Term we will be covering a wide variety of topics across the curriculum. This is a brief overview of what we are learning in school alongside some ideas of what you could do at home to help continue and support learning. The following curriculum overview information applies from now until the end of the academic year.

Subject	Activities	Links at home
English Grimm Tales  The Unforgotten Coat  Night Mail 	Grimm Tales This unit will guide children to examine a range of Grimm Tales and looks closely at the common characteristics shared by many. Through the sequence of learning, children will analyse the language, characterisation and common story structure across many of the tales. Using the story of Cinderella, they will make comparisons between many versions of the same story and analyse the extent to which these stories can be classified as 'fairy tales'. Children will eventually work towards creating their own Grimm tale. The Unforgotten Coat Using The Unforgotten Coat by Frank Cottrell Boyce, the children will explore the experiences of refugees and the reasons why people have to flee countries to seek asylum. Children will write extended narratives in the style of a journal, recorded as a series of diary entries. The Night Mail The children will write their own poem in the same style and rhythm as The Night Mail by W H Auden. They will analyse the poem and the purpose of it (to accompany a film) and then create their own poem.	Reading Please ensure your child is reading with an adult or independently for 20 minutes at least 5 times a week. Encourage them to read their books carefully and ask questions to check their understanding. When reading fiction, get them to talk about the characters, the settings and whether the author has used any adventurous vocabulary that they could use in their own writing. Spellings Please ensure your child is practising their spellings at least 5 times a week. They will be set a weekly assignment on Spelling Shed that will cover what we have learnt that week. They can also consolidate previously learnt spellings by accessing Stage 4 for Year 4 and Stage 5 for Year 5. They will also be tested on their Rainbow spellings each half term so please ensure that you are helping your child to learn these. Your child access Rainbow Spellings on Spelling Shed by clicking on the more button, download paper copies from our website or collect paper copies from school. By the end of Year 6, your child should be able to spell all of the white, yellow, green, purple and blue spellings. Writing Please encourage your child to write diaries, lists, stories, leaflets, songs and information books at home and bring them into school to share with us. Handwriting Please ensure your child can form all of their letter correctly, that they sit on the line and are the correct size and orientation. For more information on how to support handwriting, click this link . To further understand the English objectives that your child should know by the end of each year, click here BBC Bitesize is also a really good resource to support your child's learning in English .
Maths Geometry	To complete our mathematical understanding for the year, we will be focusing on geometry – including learning about angles and linking our work on position and direction to moving around the school site and the Exmoor Challenge.	Times Tables By now your child should be able to quickly recall all their times tables. Please encourage them to use their TT Rock Stars heatmaps to

 Real-life Application	<p>When we have completed the maths units for the year, we will then be looking at consolidating the children's knowledge by completing some real-life application projects – linking also to work on managing money.</p>	<p>identify any times tables they still need to work on and support them in securing these.</p> <p>White Rose Home Learning videos At school, we follow White Rose maths to teach mathematics. Their website has lots of videos which your child can watch at home to help them consolidate the learning they have done in school. When accessing the videos, select v3 schemes. Click here to watch the videos.</p> <p>Number formation Please ensure your child forms their numbers correctly and that they are not reversing numbers.</p> <p>To further understand the maths objectives that your child should know by the end of each year, click here</p>
<p>Science Forces</p>  Light	<p>During our work on forces, we will recap knowledge on gravity and air resistance and then look at how pulleys and gears make the workload easier; they will then use this knowledge during their DT session.</p> <p>In our sessions on light, the children will be completing experiments and investigations looking at the way light travels and deepening their understanding of shadows.</p>	<p>Investigate some of the experiments we will complete in class further at home – and maybe create some of your own. Look at producing some of your own experiments or investigate how light travels; how shadows can change and how gears and pulleys are used in everyday life.</p> <p>The BBC website below has some fantastic information to support your child's learning.</p> <p>Forces - KS2 Science - BBC Bitesize</p> <p>Light - KS2 Science - BBC Bitesize</p>
<p>History</p>  The Tudors	<p>In this unit, children will explore the fascinating Tudor dynasty, which reigned from 1485 to 1603. They will learn about Henry VII's victory at the Battle of Bosworth Field, marking the end of the civil war known as the War of the Roses, fought between the House of York and the House of Lancaster. They will study the monarchs of the period – with special attention given to Henry VIII. We will also discuss Elizabeth I's reign, often referred to as "The Golden Age."</p> <p>Additionally, we will learn about the Spanish Armada in 1588 and the contributions of explorers - laying the groundwork for global trade.</p>	<p>Choose an area of The Tudors to investigate further at home which interests you. Talk to people at home about the things that you have learnt about The Tudors and make links with other areas of history you have previously learnt.</p> <p>The BBC website below has some fantastic information to support your child's learning. Life in Tudor times - Key Stage 2 History - BBC Teach</p>
<p>Geography</p>  South America - Population	<p>As well as looking at where it is located alongside the key geographical features, we will be focusing on the similarities and differences between countries in the South America continent and the UK – with a focus on the population density.</p>	<p>Look up some places within the South American continent and compare them with areas in the UK. Investigate the man-made and natural geographical features and create a mini project at home.</p>
<p>Design Technology</p>  Pulleys and Gears	<p>At the end of the year, the children will be using their knowledge gained in science – as well as previous skills in design technology - to design, make and evaluate a geared device.</p>	<p>Investigate toys at home which work using gears. Look at bike and how the gears work – what sized gear is good for what?</p> <p>KS2 Design and Technology - BBC Bitesize</p>

<p>Music School Production</p>  <p>Music and Me</p>	<p>Once SATs is out of the way for the Y6s, the main focus in our music sessions will be learning the songs from the production. Alongside this we will also be using Charanga to look at a unit called Music and Me where they get to create their own pieces of music.</p>	<p>Listen to music at home and talk about it. What instruments are being used? Use words like 'chorus' and 'verse' to identify the structure of songs. Investigate different genres of music and begin to build a library of favourite songs.</p> <p>The BBC website below has some fantastic information to support your child's learning. KS2 Music - BBC Bitesize</p>
<p>Art & Design Photo Opportunity</p>  <p>Arts Award</p>	<p>During Mrs Dave's art session, the children will explore creative photographic techniques, creating new images through photomontage, understanding photorealistic self-portraits, and applying digital photography to art design, enhancing their skills in composition and editing. The children will then switch their focus to completing their Arts Award for the year by completing some final pieces as well as planning and reviewing some art sessions. In addition to this, some children will assist in creating the props and the scenery for the end of year production.</p>	<p>Talk to your children about what they are creating in class and if there are any skills they could replicate at home. Encourage children to bring anything that they create at home in to show the class or email a photograph into school. Discuss what they have been creating and whether they would like to prepare anything for the following session.</p> <p>The BBC educational website is jam-packed with fantastic learning resources for art and design. KS2 Art and Design - BBC Bitesize</p>
<p>Computing</p> 	<p>We will be continuing our partnership work with Code to the Future. Our American coach will deliver expert knowledge and deepen the children understanding of programming with a link to AI and robotics</p>	<p>When using the Internet at home, consider what you do to stay safe online. Scratch is a free online coding website, and the children have their own accounts so they will be able to access their projects at home. It would be fantastic if children shared their work with you at home as well as creating their own programmes at home to deepen their understanding further and they can then share their projects in school.</p> <p>The BBC website below has some fantastic information to support your child's learning. KS2 Computing - BBC Bitesize BBC micro:bit - the next gen Everything you need to know about the micro:bit - BBC Teach</p>
<p>RE The Gospel</p>  <p>God</p>	<p>The Gospel: Relate biblical ideas, teachings or beliefs to the issues, problems and opportunities of their own lives and the life of their own community in the world today, offering insights of their own. God: Make clear connections between Bible texts studied and what Christians believe about God; for example, through how churches are designed.</p>	<p>Discuss what has been brought up in school about how they can relate it to their own lives. Encourage them to come into school and ask 'the big questions' about religion. See if connections can be made to people who may not be religious or follow any other religion.</p>
<p>PE Cricket</p>  <p>Athletics</p>	<p>Using the Get Set 4 PE scheme, the children will be learning cricket and athletic skills. During this term we will also have Sports Week where the children will be able to participate in numerous sports and activities – often with links to local clubs, In cricket we will look to improve the skills we already have and in athletics it will be leading up to prepare for sports day.</p>	<p>Encourage your children to be active; we are blessed with many different clubs and opportunities for physical development in our village and the local area.</p> <p>What skills have they learnt in the sessions in school? Can they replicate them at home? (Safely of course!)</p> <p>Have a go at some of these activities at home and help your child to learn about the different</p>

		<p>food groups; food as fuel and why water is so important for our bodies.</p> <p><u>2nd level Physical Education - BBC Bitesize</u></p>
<p>PSHE Transitioning</p>  <p>RSE</p>	<p>During this summer term, we will be looking at how the children will be transitioning into Year 6 or moving onto High School. We will have lots of time to talk and answer questions about what lies ahead to make them feel positive and motivated ready for next year.</p> <p>In our unit on Relationships and Sexual Education we will be talking the children through the changes bodies go through; this will be delivered using the 1Decision website.</p> <p>We will also be covering a unit on managing money and finances.</p>	<p>Talk to children at home about their feelings about things in and out of school. If they do feel a negative emotion, discuss how they might be able to flip it to the positive.</p> <p>Encourage the children to talk to you openly and honestly about they have learnt in school and get them to bring these ideas and queries back into school.</p> <p>If they do earn pocket money at home, talk to them about how this money could be managed. Discuss short and long-term goals with any finances they have – birthday gifts, selling pre-loved toys etc.</p>
<p>MFL – Spanish La ropa</p>  <p>At School</p>	<p>In these two units – delivered by Mrs Davé, the children will continue to read, speak and write Spanish. They will use the Language Angels website to help grow their conversational knowledge.</p>	<p>Practise speaking Spanish at home or download one of the many free apps to support your child's learning.</p> <p>The BBC website below has some fantastic information to support your child's learning.</p> <p><u>KS2 Spanish - BBC Bitesize</u></p>