






## Oak Class Spring Curriculum Overview

Through the Spring Term we will be covering a variety of topics across the curriculum. The is a brief overview of what we are covering in school alongside some ideas of what you could do at home to help continue and support learning. The following curriculum overview information applies throughout the Spring Term until Easter.

Area of Learning	Focus	Home Learning
<p>Communication and Language</p> 	<p>We will be looking at these texts this term:</p> <p><b>Meet the Oceans</b> by Caryl Hart</p> <p><b>The Storm Whale</b> by Benji Davies</p> <p><b>Billy's Bravery</b> by Tom Percival</p> <p><b>Once Upon a Fairytale</b> by Natalia and Lauren O'Hara</p> <p><b>The Girl and the Mermaid</b> by Hollie Hughes and Sarah Massini</p> <p><b>We're Going on an egg hunt</b> by Martha Munford</p> <p>Through provision and group discussion, the children will engage and become familiar with these texts.</p> <p>Children will also engage in 'Tapestry Talk' time with an adult to discuss entries onto their Tapestry Journal.</p>	<p><b>Reading</b></p> <p>Developing a love of reading by reading to your child and building familiarity with stories. Discuss what happens and who is in the story.</p> <p>In school we will be singing Nursery Rhymes and Counting songs together daily. Our focus ones for this term are 'If you're happy and you know it' and 'Teddy Bear, Teddy Bear'.  <a href="#">Nursery Rhymes and Songs - A to Z - BBC Teach</a></p> <p>Here are some ways to support your child's early communication skills.  <a href="#">Supporting children's early communication skills - Speech and Language UK: Changing young lives</a></p>
<p>Personal, Social, and Emotional Development</p> 	<p>Over the term we will focus on building resilience and perseverance in the face of challenges. We will work to identify our feelings and how we can regulate them. We will also have sessions on using indoor voices, eating a healthy diet and helping our friends in school.</p>	<p>Talk to your child about what they have done that day at school and how they are feeling. Practise doing up coats, shoes, zips to develop independence.</p>
<p>Physical Development</p>	<p>We will be developing gross motor skills of negotiating spaces safely and confidently. This term in PE we are focussing on Ball Skills. We will practice rolling and receiving a ball, throwing to a target, bouncing and</p>	<p>When walking, can they walk along a wall? Can they safely skip, hop and jump? Practice rolling and throwing a bean bag or ball.</p> <p>Use playdough to develop strength in their fingers.</p>

catching, dribbling and kicking the ball. Fine motor skills of playdough to build strength in our fingers to help us hold pencils in the proper tripod grip. The Tripod Grip is shown below.



[How to Make your Own Playdough - Sensory Play - BBC Tiny Happy People](#)

There are many activities that can be used to strengthen hands including building bricks, button placing, peg activities, scissor skills and threading.

[The 35 Best Gross Motor Activities for Kids - Empowered Parents](#)

[10 Fine Motor Activities Preschoolers Should Do Often - Empowered Parents](#)

Literacy



We will be focusing on our letter formations following the Read Write Inc scheme, each letter will be introduced with the corresponding sound. We shall also be looking at developing our language and orally producing descriptions of characters from books, poems, and instructions.

**Read Write Inc**

Your child has learnt all of their set 1 sounds now. To ensure they remember them, please practise at home. You can use the [Set 1 sounds on our website](#) and for the correct pronunciation watch this [video](#).

**Handwriting**

Please support your child with the correct tripod grip when writing and encourage them they are forming their letters correctly. You can use these [videos](#) to support the correct letter formation.



Practice [‘Fred Talking’ with games](#) like this at home.

More Fred Games can be found on our [website](#).

To further understand the maths objectives that your child should know by the end of each year, click [here](#)

Maths



Using the White Rose Maths scheme, we will cover:

**Alive in 5!**


We will consolidate our learning of numbers 0-5 by focusing on subitising, adding or taking 1 and composing.

**Mass and Capacity**

Watch episodes of [Numberblocks](#). Can they spot numbers and patterns out in their environment?

Practice counting items in your house, how many blocks do you have?

Practise using mass and capacity language while baking or cooking together. Which bowl has more? Which one is heavier?

	<p>We will investigate mass and capacity by using language such as ‘heavier’ and ‘lighter’.</p> <p><b>Growing 6,7,8</b></p> <p>We will introduce numbers 6,7 and 8 and focus on how these numbers are composed. We will also investigate finding and making doubles.</p> <p><b>Length, height and time</b></p> <p>Using a variety of materials, we will compare the length or height of classroom objects to each other.</p> <p><b>Building 9 and 10</b></p> <p>We will introduce numbers 9 and 10 and focus on how these numbers are composed. We will also be begin to explore odd and even numbers.</p> <p><b>Explore 3-D shapes</b></p> <p>We will begin to recognise, name and find 3-D shapes in the environment.</p>	<p>Use opportunities such as walking up steps or tidying up toys to practice counting. Ask questions like; can you tidy up 10 toys?</p> <p>Go on a shape hunt at home, how many 3-D shapes can you find in your garden?</p> <p><b>Number formation</b></p> <p>Please ensure your child forms their numbers correctly and that they are not reversing numbers.</p> <p>To further understand the maths objectives that your child should know by the end of each year, click <a href="#">here</a></p>
<p>Understanding the World</p> 	<p>Our focus for this term is ‘Around the World’. We will be investigating different forms of transport and how people explore the world. We will also learn about Chinese New Year and how we can use maps to hide treasure.</p> <p>After Half Term, our topic will be Fairy Tales and Mythical Creatures. We will explore different traditional tales and storytelling.</p> <p>For our ‘Past and Present’ learning, we will be using our storytelling skills to explain lifecycles.</p> <p>We will learn about seasonal changes as we move through winter into Spring.</p>	<p>Talk about different forms of transport that you might use together and the places that you might have visited. Where would you like to travel to? What would you need if you went there?</p> <p>Read stories together at home and practice making up your own endings. Can you change the end to stories that you already know?</p> <p>Use your senses of touch, sight, smell and hearing to discover seasonal changes in our local area. What special clothing do we need as the weather starts to get colder?</p>

Expressive Arts and Design



Art activities will include junk modelling, wax resistant watercolours, mixing colours. We will focus on techniques of painting, drawing, sculpting and printing.

This half term we will be creating winter artwork using watercolours and chinks. We will use junk modelling to create transport sculptures and we will investigate lantern making through Chinese New Year.

We will be learning a variety of popular nursery rhymes and songs through the year.

Sing [Nursery Rhymes](#) with your child. Have plenty of drawing/ painting opportunities for them to do freely.

Create art at home; can you draw a magical creature? Draw places that you have visited or imagine new places you would like to go to.

[Early years Expressive Arts and Design - BBC Bitesize](#)